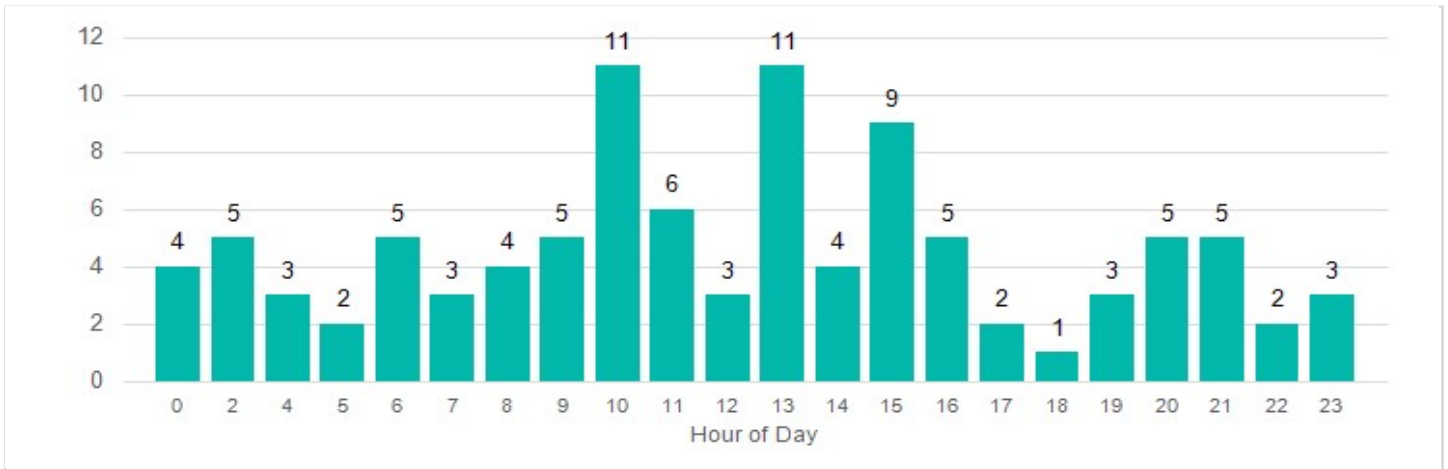
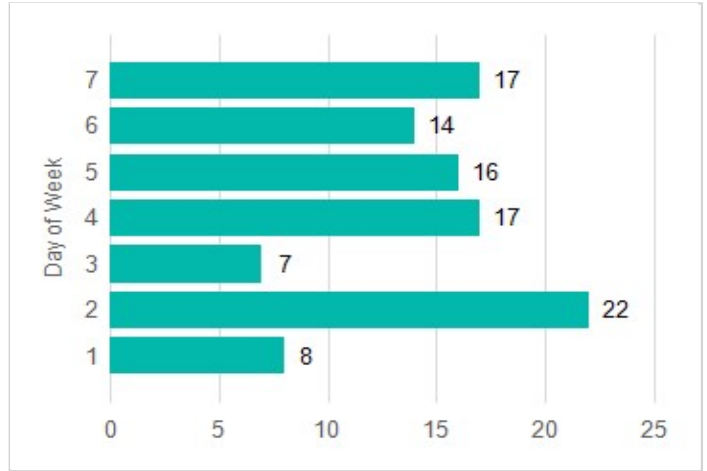
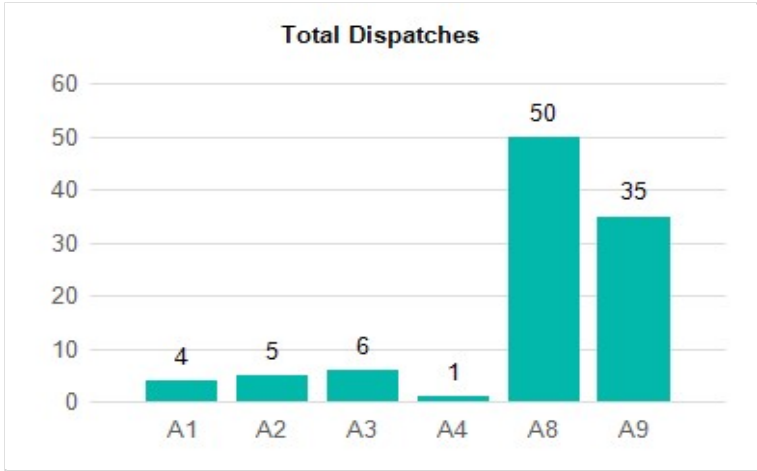




UCNJ Total Dispatches

Period: 10/1/2020 to 10/31/2020



	Out of Chute AVG
A1	00:00:58
A2	00:02:16
A3	00:01:40
A4	00:00:09
A8	00:00:59
A9	00:02:28
AVG:	00:01:25

	Response Time AVG
A1	00:06:31
A2	00:11:19
A3	00:06:33
A4	00:06:40
A8	00:04:23
A9	00:06:09
AVG:	00:06:56

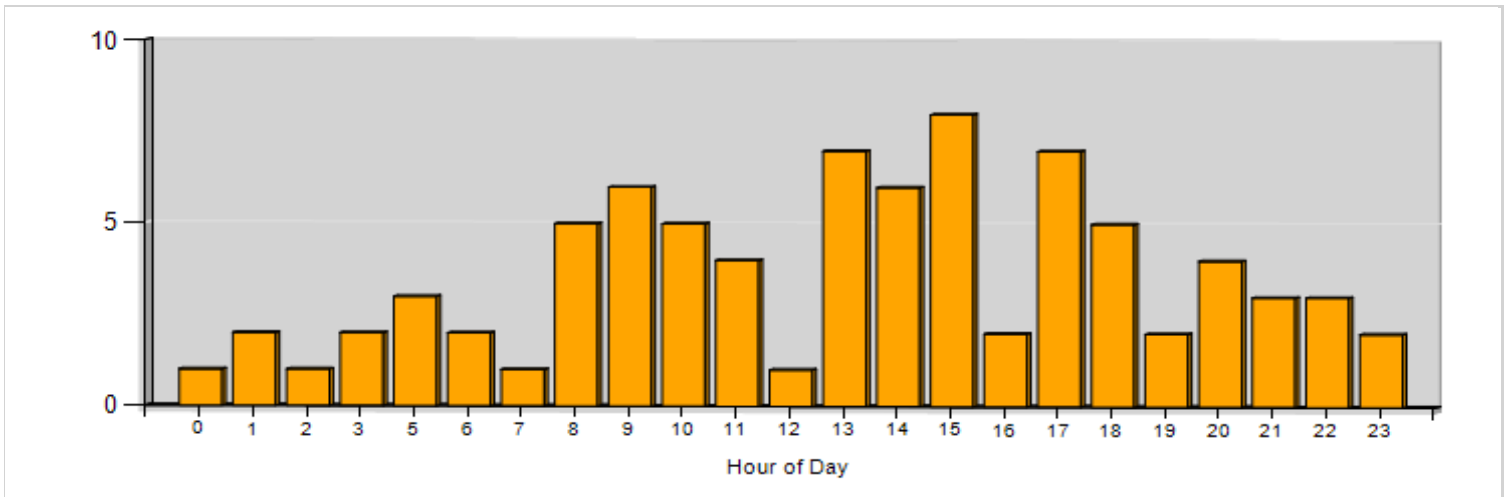
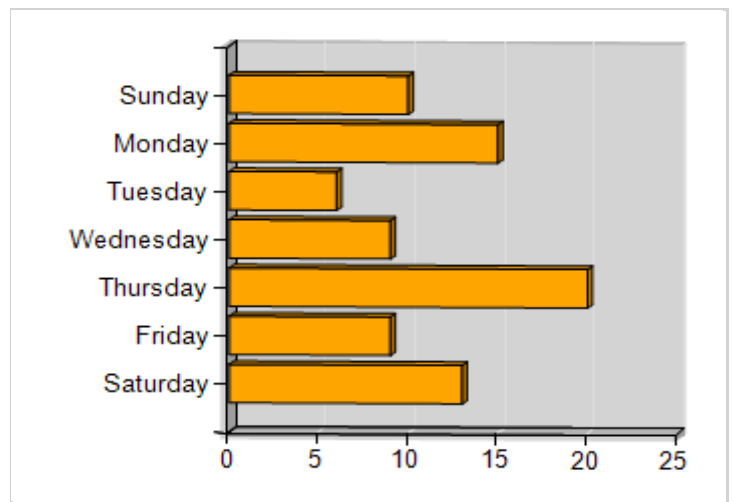
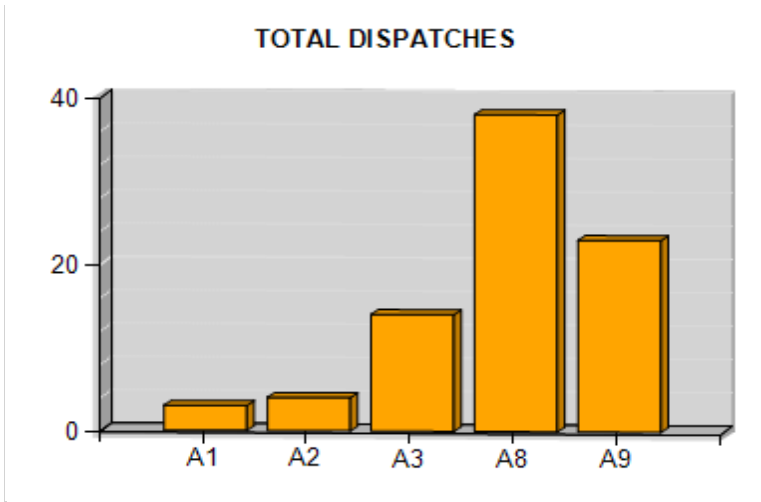
	A1	A2	A3	A4	A8	A9	TOTAL	Unavailable
Roselle Park	4	5	6	1	50	35	101	0
TOTAL	4	5	6	1	50	35	101	

Units



UCNJ Total Dispatches

Period: 5/1/2020 to 5/31/2020



	Out of Chute AVG
A1	00:01:14
A2	00:00:00
A3	00:01:22
A8	00:01:56
A9	00:02:56
AVG:	00:01:52

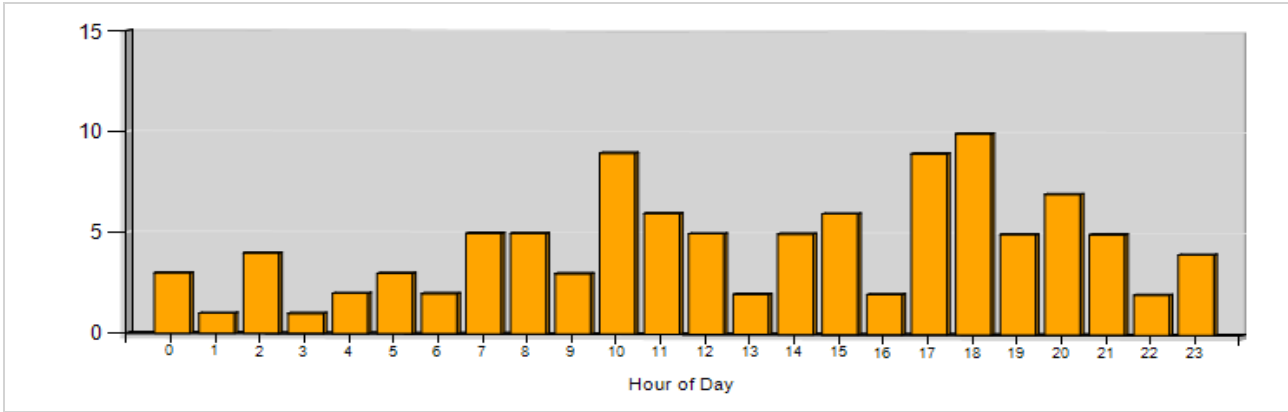
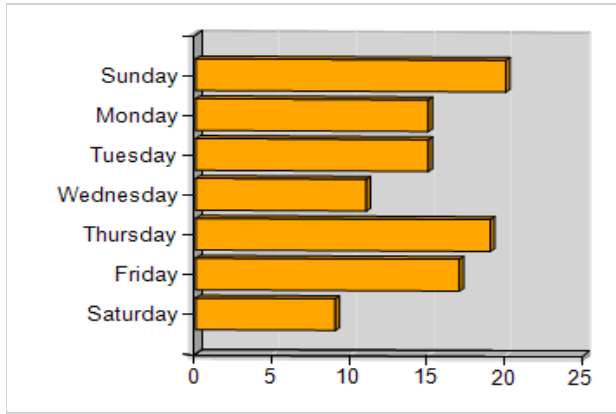
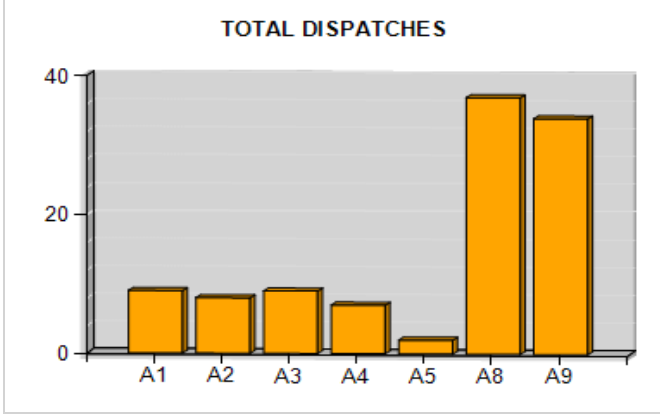
	Response Time AVG
A1	00:07:24
A2	00:00:00
A3	00:07:15
A8	00:08:05
A9	00:06:26
AVG:	00:07:18

	A1	A2	A3	A8	A9	TOTAL	Unavailable Units
Roselle Park	3	4	14	38	23	82	0
TOTAL	3	4	14	38	23	82	



UCNJ Total Dispatches

Period: 4/1/2020 to 4/30/2020



	Out of Chute AVG
A1	00:00:56
A2	00:01:11
A3	00:02:03
A4	00:01:37
A5	00:00:39
A8	00:01:57
A9	00:02:23
AVG:	00:01:32

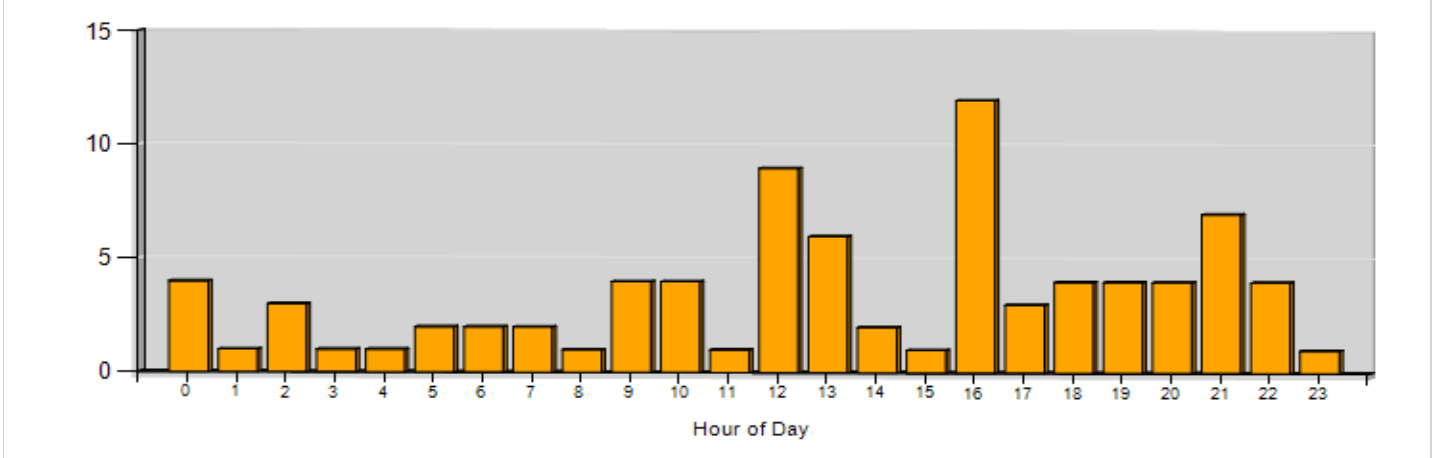
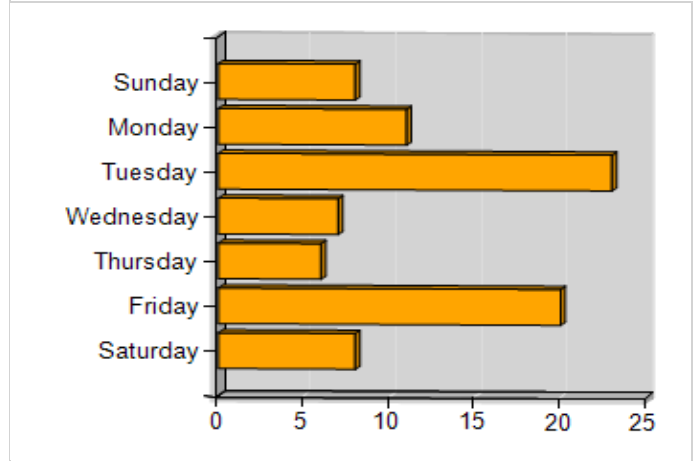
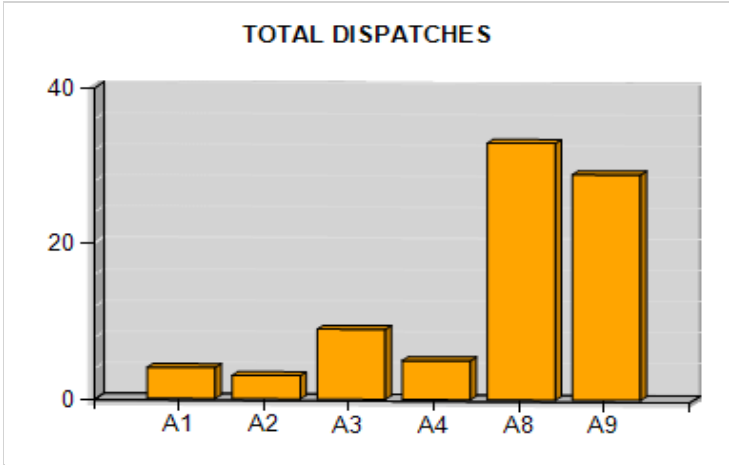
	Response Time AVG
A1	00:04:47
A2	00:09:51
A3	00:06:12
A4	00:09:50
A5	00:06:11
A8	00:08:21
A9	00:06:28
AVG:	00:07:23

	A1	A2	A3	A4	A5	A8	A9	TOTAL	Unavailable Units
Roselle Park	9	8	9	7	2	37	34	106	0
TOTAL	9	8	9	7	2	37	34	106	



UCNJ Total Dispatches

Period: 3/1/2020 to 3/31/2020



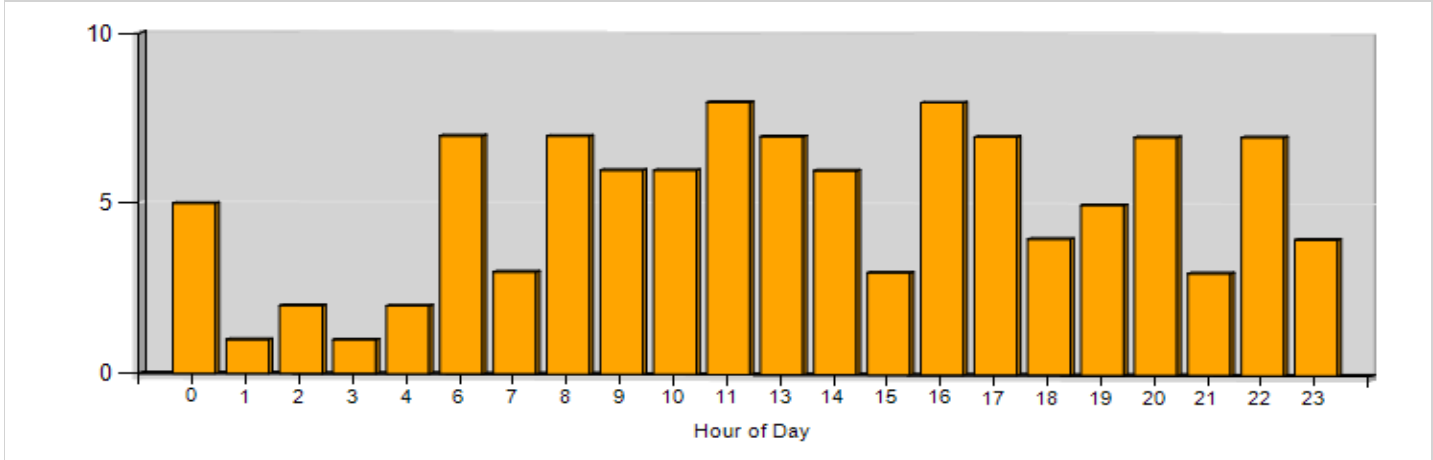
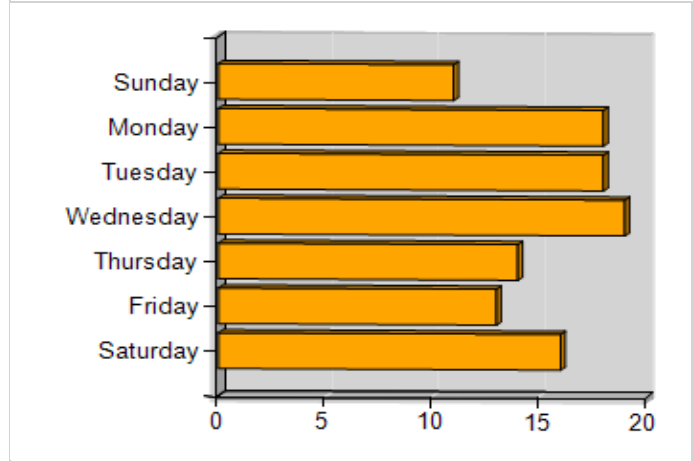
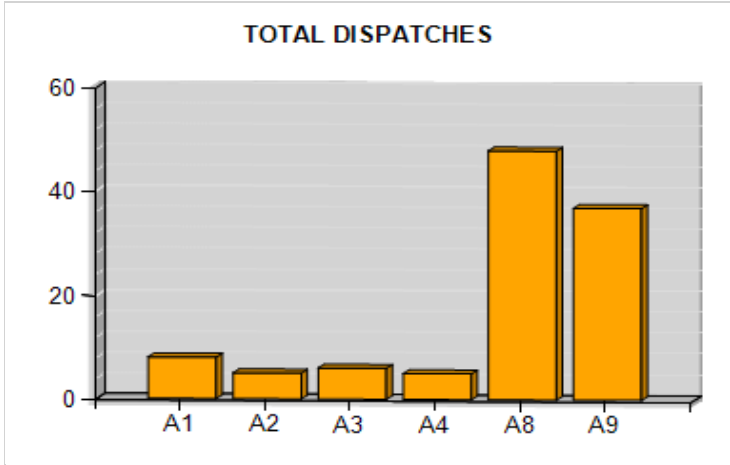
	Out of Chute AVG	Response Time AVG
A1	00:01:11	00:08:50
A2	00:00:32	00:06:22
A3	00:01:45	00:04:35
A4	00:02:38	00:11:48
A8	00:01:32	00:06:32
A9	00:02:47	00:07:08
AVG:	00:01:44	00:07:32

	A1	A2	A3	A4	A8	A9	TOTAL	Unavailable Units
Roselle Park	4	3	9	5	33	29	83	0
TOTAL	4	3	9	5	33	29	83	



UCNJ Total Dispatches

Period: 2/1/2020 to 2/29/2020



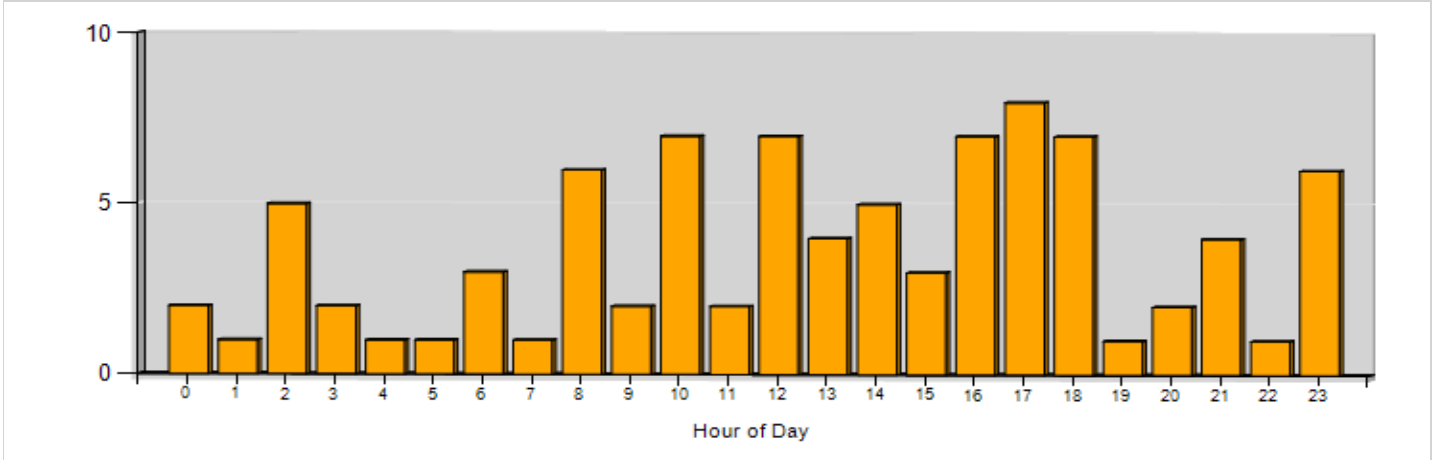
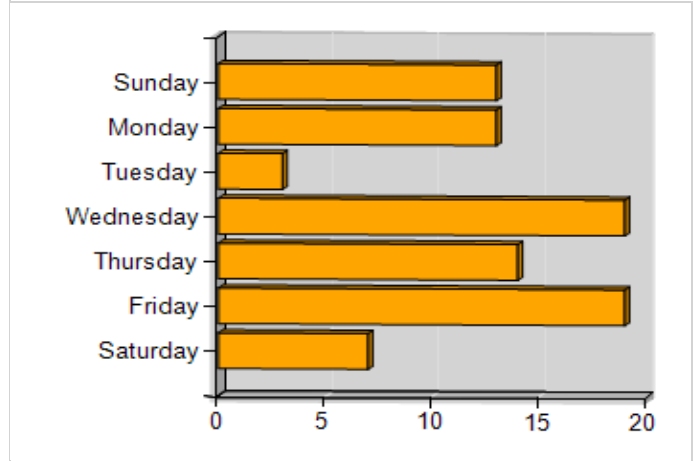
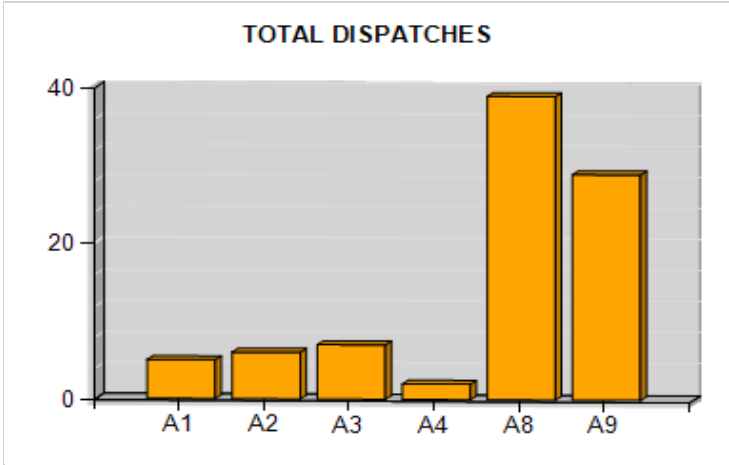
	Out of Chute AVG	Response Time AVG
A1	00:01:55	00:12:29
A2	00:00:02	00:10:57
A3	00:02:35	00:05:47
A4	00:02:27	00:12:30
A8	00:01:32	00:05:35
A9	00:02:34	00:06:14
AVG:	00:01:51	00:08:55

	A1	A2	A3	A4	A8	A9	TOTAL	Unavailable Units
Roselle Park	8	5	6	5	48	37	109	0
TOTAL	8	5	6	5	48	37	109	



UCNJ Total Dispatches

Period: 1/1/2020 to 1/31/2020



	Out of Chute AVG		Response Time AVG
A1	00:01:31	A1	00:11:40
A2	00:01:16	A2	00:10:35
A3	00:02:16	A3	00:06:39
A4	00:06:38	A4	00:13:10
A8	00:01:44	A8	00:05:34
A9	00:03:16	A9	00:06:23
	AVG: 00:02:47		AVG: 00:09:00

	A1	A2	A3	A4	A8	A9	TOTAL	Unavailable Units
Roselle Park	5	6	7	2	39	29	88	0
TOTAL	5	6	7	2	39	29	88	